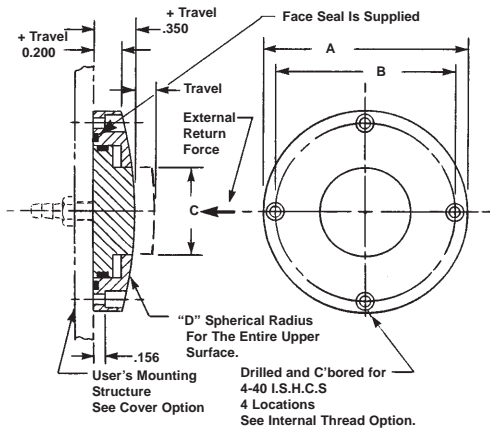


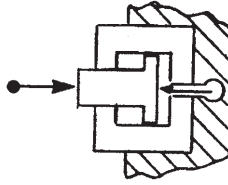
SHORT STROKE PNEUMATIC CYLINDERS - LO-PROFILE® SERIES A-EP-FM-BUTTONS

Single Acting-External Force Return-Single Ended Pistons-End Ported-Face Mounted



SPECIFICATIONS:
 SERVICE, PLANT AIR
 M.O.P. 300 PSI
 TEMPERATURE, -40°F to +250°F

MATERIALS:
 BODY & COVER, ALUMINUM ALLOY
 PISTON, STAINLESS STEEL
 SEALS, BUNA "N" O RINGS
 FASTENERS, ALLOY STEEL



Pictorial

NOTES:

Dimensions are nominal in U.S. CUSTOMARY specifications.

METRIC CYLINDERS are dimensionally equivalent with clearance holes, counterbores, threads & fasteners to metric specifications. See inside back cover for fastener conversion table. There is no added cost for METRIC CYLINDERS.

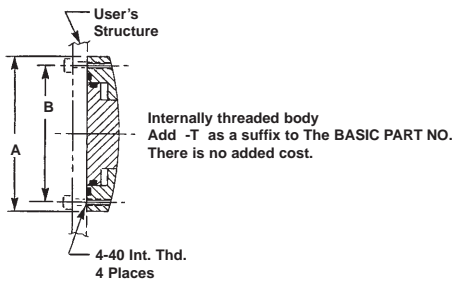
An air/oil mist unit is recommended for internal lubrication. Where such units are not practical, SERVICE KITS including seals & factory approved lube are available.

Cylinders may also be used in low pressure hydraulic service.

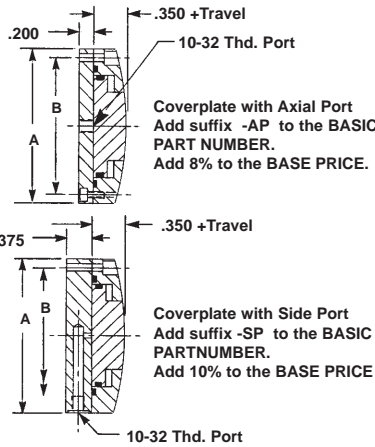
Inquiries regarding modifications to BASIC CYLINDERS are always welcome.

BASIC PART No.	O.D. A	BOLT CIRCLE B	RAM DIA. C	SPHERICAL RADIUS D	THD. E	WRENCH FLATS F	PISTON DIA. (IN.)	PISTON AREA (SQ. IN)
S2300(-)	1.000	0.750	0.188	1.000	4-40	0.156	0.329	0.085
S2301(-)	1.250	1.000	0.375	1.375	10-32	0.281	0.550	0.238
S2302(-)	1.500	1.250	0.625	2.000	5/16-24	0.500	0.800	0.503
S2303(-)	1.750	1.500	0.875	2.625	5/16-24	0.500	1.055	0.874
S2304(-)	2.000	1.750	1.000	3.500	5/16-24	0.500	1.243	1.213
S2305(-)	2.250	2.000	1.000	4.250	5/16-24	0.500	1.493	1.750

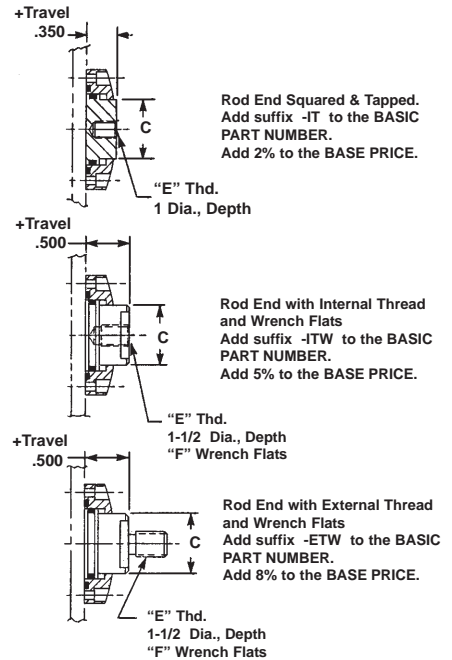
OPTIONAL MOUNTING



OPTIONAL CONFIGURATIONS

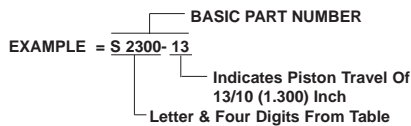


OPTIONAL ROD ENDS



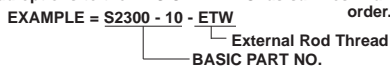
HOW TO ORDER BASIC CYLINDERS

A BASIC PART NUMBER consists of the letter and four digits followed by a dash number to indicate piston travel in increments of 1/10 (0.100) Inch. Travel to -20 (2.000) inches is standard. Consult the Factory for longer travel.



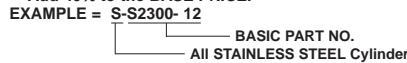
HOW TO ORDER CYLINDERS WITH OPTIONS

Add options to the BASIC PART NO. as suffixes in any order.



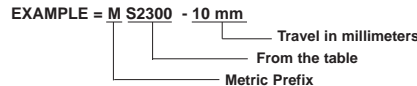
HOW TO ORDER ALL STAINLESS STEEL CYLINDERS

Add the letter -S as a prefix to the BASIC PART NO. Add 40% to the BASE PRICE.



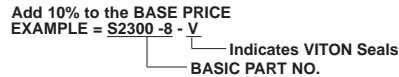
HOW TO ORDER METRIC CYLINDERS

A BASIC PART NO. FOR METRIC CYLINDERS consists of a four or five digit number from the table with a prefix "M" and a suffix to indicate travel in millimeters. See inside rear cover for piston travel conversions.



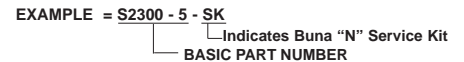
HOW TO ORDER CYLINDERS WITH VITON SEALS

Add suffix -V to the BASIC PART NO.



HOW TO ORDER BUNA "N" SERVICE KITS

Specify the BASIC PART NO. followed by suffix -SK.



HOW TO ORDER VITON SERVICE KITS

Specify the BASIC PART NO. followed by the suffix -VSK

