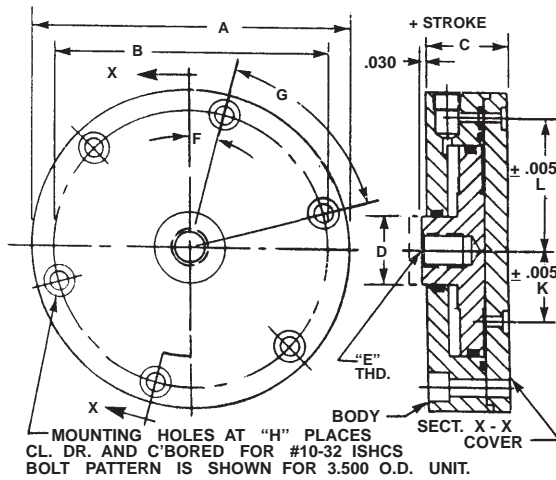
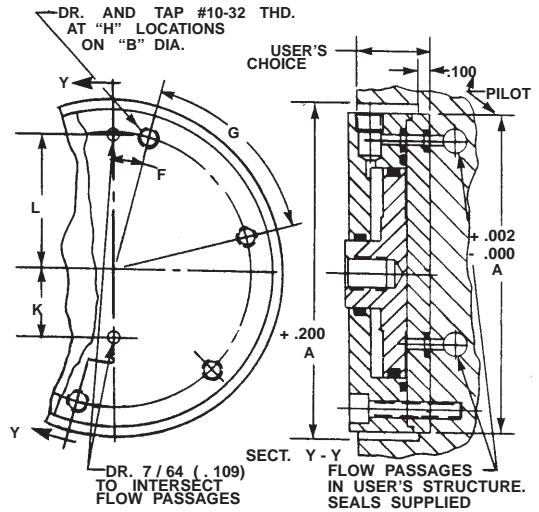


SHORT STROKE PNEUMATIC ACTUATORS, LOPROfile® SERIES B-DA-SE-C-ETI-PM
 Double Acting-Cylindrical- Single Ended Pistons-End Trepan Inlets-Pocket Mounted

PRODUCT DETAIL



SUGGESTED MOUNTING DETAIL



PICTORIAL

SPECIFICATIONS:
 Service - Plant Air
 M.O.P. - 150 psi

MATERIALS:
 Bodies, Alum. Alloy
 Covers, Alum. Alloy
 Pistons, Alum. Alloy
 Seals, "O" Rings
 Fasteners, Alloy Stl.

GENERAL NOTES:

Dimensions are nominal in U. S. CUSTOMARY SPECIFICATIONS. METRIC VERSIONS are dimensionally equivalent except for conversion in mounting details where fasteners, threads, clearance holes & counterbores are to METRIC standards. Please see inside rear cover for fastener conversion table. There is no added cost for this metric version. An AIR/OIL mist unit is recommended for internal lubrication. Where such units are not practical, SERVICE KITS including seals and factory approved lubricant are offered.
 Please see "HOW TO ORDER SERVICE KITS"

BASIC PART NUMBER	A	B	C	D	E	F	G	H	J	K	L	EXTEND	RETR.	PISTON DIA. (IN.)	PISTON AREA (SQ.IN.)	PISTON AREA (SQ.IN.)
												PISTON DIA. (IN.)	PISTON AREA (SQ.IN.)			
6412 - ()	3.000	2.500	0.681	0.625	5/16-24	18	72	5	0.500	0.625	0.625	1.800	2.545	2.238		
6413 - ()	3.500	3.000	0.775	0.750	3/8-24	15	60	6	0.563	0.750	0.750	2.300	4.155	3.713		
6414 - ()	4.000	3.500	0.775	0.750	3/8-24	15	60	6	0.563	0.875	0.875	2.800	6.158	5.716		
6415 - ()	4.500	4.000	0.900	0.750	7/16-20	11-1/4	45	8	0.563	1.000	1.000	3.300	8.553	8.111		
6416 - ()	5.000	4.500	0.900	0.750	7/16-20	11-1/4	45	8	0.563	1.000	1.000	3.800	11.341	10.899		
6417 - ()	5.500	5.000	0.900	1.000	1/2-20	11-1/4	45	8	0.750	1.200	1.200	4.300	14.522	13.737		
6418 - ()	6.000	5.500	0.900	1.000	1/2-20	11-1/4	45	8	0.750	1.400	1.400	4.800	18.096	17.311		

HOW TO ORDER BASIC ACTUATORS

A BASIC PART NO. consists of a four digit number followed by a dash number to indicate stroke in increments of 1/10(0.100) inch. Strokes to -20 (2.000) inches are standard. Please consult the factory for longer strokes.

EXAMPLE= 6412 - 8
 BASIC PART NUMBER
 Indicates piston stroke of 8/10 (0.800) inch
 Four digit number from the table.

HOW TO ORDER ACTUATORS WITH OPTIONS

Add options to the BASIC PART NO. as suffixes in any order.

EXAMPLE= 6412 - 8 - ETW
 External rod thread option.
 BASIC PART NUMBER

HOW TO ORDER ACTUATORS WITH STAINLESS STEEL PISTONS

Add the letter "S" as a prefix to a BASIC PART NUMBER.

Add 25% to the BASE PRICE.
 EXAMPLE= S- 6412 - 8
 BASIC PART NUMBER
 Stainless steel piston option

HOW TO ORDER ALL STAINLESS STEEL ACTUATORS

Add the letters "SS" as a prefix to a BASIC PART NUMBER.

Add 40% to the BASE PRICE.
 EXAMPLE= SS- 6412 - 10
 BASIC PART NUMBER
 All stainless steel actuator option

HOW TO ORDER METRIC VERSIONS

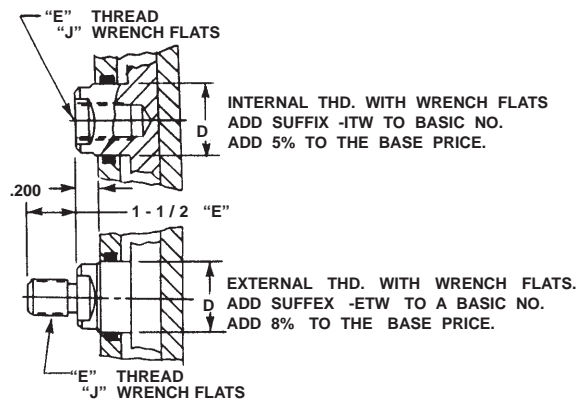
A BASIC PART NUMBER FOR METRIC MODIFICATIONS consists of a four digit number from the table with a prefix "M" and a suffix to define stroke in millimeters. Please see inside rear cover for standard piston stroke conversions.

EXAMPLE= M- 6412 - 10 mm
 Stroke in millimeters
 From the table
 Metric prefix

HOW TO ORDER SERVICE KITS

Specify the BASIC PART NUMBER followed by the suffix "SK".

OPTIONAL ROD ENDS



OPTIONAL MOUNTING STYLES

