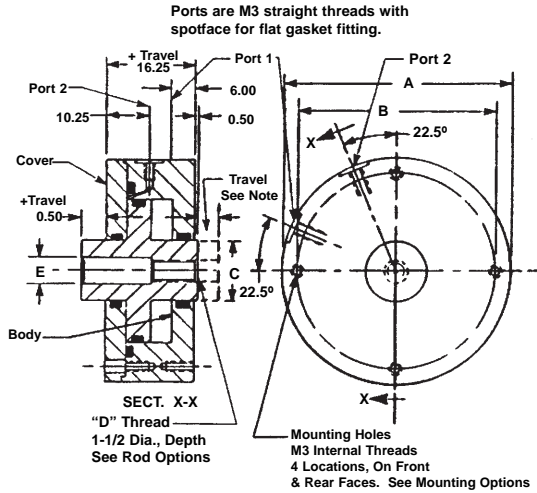


SHORT STROKE PNEUMATIC CYLINDERS - LO-Profile® SERIES MA-DE-FM

Metric-Double Acting-Double Ended Pistons With Internal Thread-Side Ported-Either Face Mounted

Ports are M3 straight threads with spotface for flat gasket fitting.



SPECIFICATIONS:

SERVICE, PLANT AIR
M.O.P., 20 BAR OR 2000kPa
TEMPERATURE, -40°C to +120°C

MATERIALS:
BODY & COVER, ALUMINUM ALLOY
PISTON, ALUMINUM ALLOY
SEALS, VITON O RINGS
FASTENERS, ALLOY STEEL

NOTES:

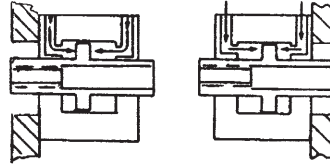
Dimensions are nominal in METRIC specifications.

An air/oil mist unit is recommended for internal lubrication. Where such units are not practical, SERVICE KITS including seals & factory approved lube are available.

Cylinders may also be used in low pressure hydraulic and vacuum service.

Wrench flats may not be necessary if cylinders can be pressurized in the retracted or extended position while tightening the rod joint.

Inquiries regarding modifications to BASIC CYLINDERS are always welcome.

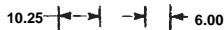


Pictorial

Pictorial

BASIC PART No.	O.D. A	BOLT CIRCLE B	Rod Dia. C	Rod Thd. D	Hole Dia. E	WR. Flats F	Depth G	Length H	Ream J	Off Set K	Width L	Width M	Piston O.D. N	Net Piston Area (sq.mm.)
M5207(-)	35	27.5	9	M5	5.5	7	8	10	3	4	3	4	15	113.1
M5208(-)	40	32.5	10	M6	6.5	8	10	12	4	5	4	5	20	235.6
M5209(-)	45	37.5	10	M6	6.5	8	15	17	4	7	4	5	25	412.3
M5210(-)	50	42.5	10	M6	6.5	8	15	17	4	7	4	5	30	628.3
M5211(-)	55	47.5	15	M8	8.5	12	15	17	5	7	5	6	35	785.4
M5212(-)	60	52.5	15	M8	8.5	12	15	17	5	7	5	6	40	1080.0

OPTIONAL PORTS



Ports May be IN-LINE for Travels From -10 Thru -50
Add suffix -IL to the BASIC PART NUMBER.
There is no added cost.



M5 Threaded Ports.
Straight Thread.
Flat Gasket Sealing.
Add suffix -M5 to the BASIC PART NUMBER.
There is no added cost.

HOW TO ORDER BASIC CYLINDERS

A BASIC PART NUMBER consists of a letter and four digits followed by a dash number to indicate piston travel in increments of 2.5mm. Travel to -50 (50mm) is standard. Please consult the Factory for longer travel.

EXAMPLE= M5207-15
 BASIC PART NUMBER
 Indicates Piston Travel of 15mm.
 Letter and Four Digits From Table

HOW TO ORDER CYLINDERS WITH OPTIONS
 Add options to the BASIC PART NO. as suffixes in any order.

EXAMPLE= M5207-15-ETW
 External Rod Thd.
 BASIC PART NO.

HOW TO ORDER CYLINDERS WITH STAINLESS STEEL PISTONS.

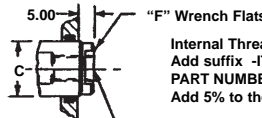
Add the letter -S as a prefix to the BASIC PART NO.
 Add 25% to the BASE PRICE.

EXAMPLE = SM -5207 -15
 BASIC PART NUMBER
 Stainless Piston Prefix

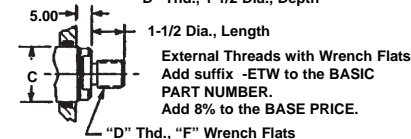
HOW TO ORDER ALL STAINLESS STEEL CYLINDERS
 Add the letter -SS as a prefix to the BASIC PART NO.
 Add 40% to the BASE PRICE.

EXAMPLE = SS -M5207 -15
 BASIC PART NUMBER
 Stainless Piston Prefix

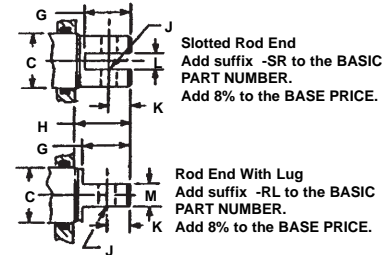
OPTIONAL ROD ENDS



"F" Wrench Flats
 Internal Threads with Wrench Flats
 Add suffix -ITW to the BASIC PART NUMBER.
 Add 5% to the BASE PRICE.



"D" Thd., 1-1/2 Dia., Length
 External Threads with Wrench Flats
 Add suffix -ETW to the BASIC PART NUMBER.
 Add 8% to the BASE PRICE.

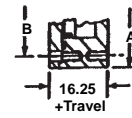


Slotted Rod End
 Add suffix -SR to the BASIC PART NUMBER.
 Add 8% to the BASE PRICE.

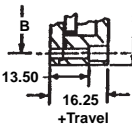
Rod End With Lug
 Add suffix -RL to the BASIC PART NUMBER.
 Add 8% to the BASE PRICE.

NOTES: Optional piston rod ends extend from the BODY SIDE and apply to one end only unless otherwise specified. However, pistons may be reversed. (End for End) If required, add a suffix -R to the BASIC PART NUMBER. There is no added cost. Piston rods have no internal machining on options -ETW, -SR and -RL.

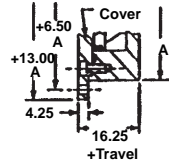
OPTIONAL MOUNTING STYLES



M3 internally threaded holes at four locations in both front and rear faces.
 This mounting option is supplied unless otherwise specified.



Thru Clearance holes with C'bores in the body for M3 I.S.H.C.S. at 4 locations.
 Add suffix -CBB to the BASIC PART NUMBER.
 There is no added cost.



This cover is larger for flange mounting to either side.
 Clearance holes for M3 screws at four locations.
 Add suffix -FL to the BASIC PART NUMBER.
 Add 10% to the BASE PRICE.

HOW TO ORDER BUNA "N" SERVICE KITS

Specify the BASIC PART NO. followed by suffix -SK.

EXAMPLE= M5207-5- SK
 Indicates Buna "N" Service Kit
 BASIC PART NO.

HOW TO ORDER VITON SERVICE KITS

Specify the BASIC PART NO. followed by suffix -VSK.

EXAMPLE= M5207-5- VSK
 Indicates Buna "N" Service Kit
 BASIC PART NO.

