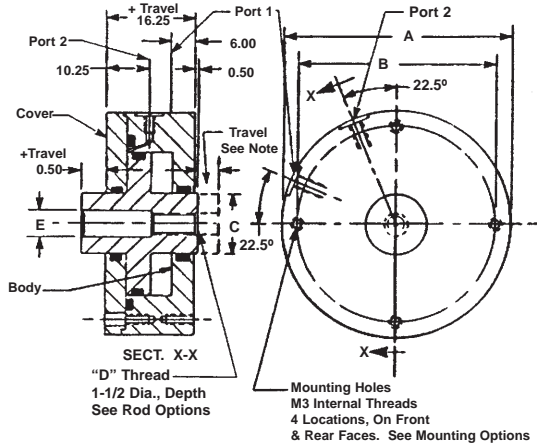


SHORT STROKE PNEUMATIC CYLINDERS - LO-Profile® SERIES MA-DE-FM

Metric-Double Acting-Double Ended Pistons With Internal Thread-Side Ported-Either Face Mounted

Ports are M3 straight threads with spotface for flat gasket fitting.



SPECIFICATIONS:
 SERVICE, PLANT AIR
 M.O.P., 20 BAR OR 2000kPa
 TEMPERATURE, -40°C to +120°C
MATERIALS:
 BODY & COVER, ALUMINUM ALLOY
 PISTON, ALUMINUM ALLOY
 SEALS, BUNA "N" O RINGS
 FASTENERS, ALLOY STEEL

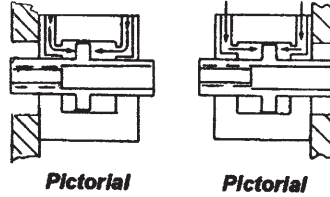
NOTES:
 Dimensions are nominal in METRIC specifications.

An air/oil mist unit is recommended for internal lubrication. Where such units are not practical, SERVICE KITS including seals & factory approved lube are available.

Cylinders may also be used in low pressure hydraulic and vacuum service.

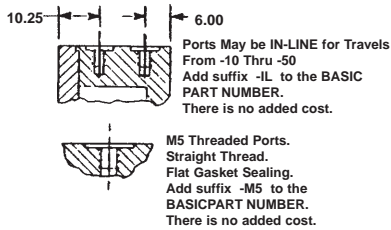
Wrench flats may not be necessary if cylinders can be pressurized in the retracted or extended position while tightening the rod joint.

Inquiries regarding modifications to BASIC CYLINDERS are always welcome.



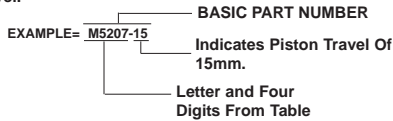
BASIC PART No.	O.D. A	BOLT CIRCLE B	Rod Dia. C	Rod Thd. D	Hole Dia. E	WR. Flats F	Depth G	Length H	Ream J	Off Set K	Width L	Width M	Piston O.D.	Net Piston Area (sq.mm.)
M5207(-)	35	27.5	9	M5	5.5	7	8	10	3	4	3	4	15	113.1
M5208(-)	40	32.5	10	M6	6.5	8	10	12	4	5	4	5	20	235.6
M5209(-)	45	37.5	10	M6	6.5	8	15	17	4	7	4	5	25	412.3
M5210(-)	50	42.5	10	M6	6.5	8	15	17	4	7	4	5	30	628.3
M5211(-)	55	47.5	15	M8	8.5	12	15	17	5	7	5	6	35	785.4
M5212(-)	60	52.5	15	M8	8.5	12	15	17	5	7	5	6	40	1080.0

OPTIONAL PORTS



HOW TO ORDER BASIC CYLINDERS

A BASIC PART NUMBER consists of a letter and four digits followed by a dash number to indicate piston travel in increments of 5mm. Travel to -50 (50mm) is standard. Please consult the Factory for longer travel.



HOW TO ORDER CYLINDERS WITH OPTIONS

Add options to the BASIC PART NO. as suffixes in any order.
 EXAMPLE= M5207-15-ETW

External Rod Thd. BASIC PART NO.

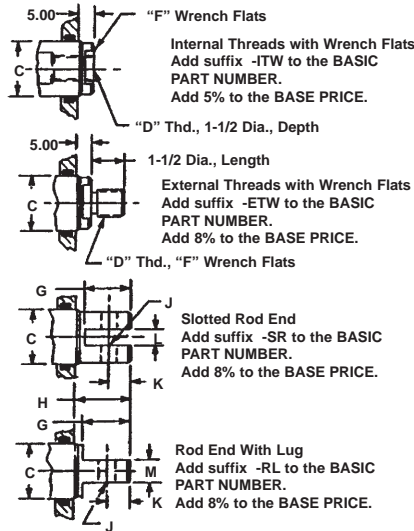
HOW TO ORDER CYLINDERS WITH STAINLESS STEEL PISTONS.
 Add the letter -S as a prefix to the BASIC PART NO. Add 25% to the BASE PRICE.
 EXAMPLE = SM -5207 -15

BASIC PART NUMBER
 Stainless Piston Prefix

HOW TO ORDER ALL STAINLESS STEEL CYLINDERS
 Add the letter -SS as a prefix to the BASIC PART NO. Add 40% to the BASE PRICE.
 EXAMPLE = SS -M5207 -15

BASIC PART NUMBER
 Stainless Piston Prefix

OPTIONAL ROD ENDS

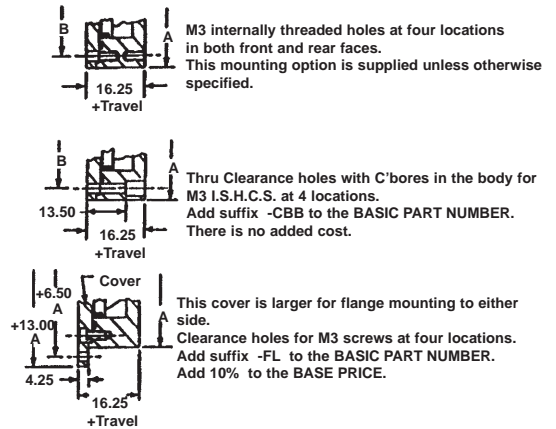


NOTES: Optional piston rod ends extend from the BODY SIDE and apply to one end only unless otherwise specified. However, pistons may be reversed. (End for End) If required, add a suffix -R to the BASIC PART NUMBER. There is no added cost. Piston rods have no internal machining on options -ETW, -SR and -RL.

HOW TO ORDER CYLINDERS WITH VITON SEALS
 Add suffix -V to the BASIC PART NO. Add 10% to the BASE PRICE.
 EXAMPLE= M5207-15-V

Indicates Viton Seals
 BASIC PART NUMBER

OPTIONAL MOUNTING STYLES



HOW TO ORDER BUNA "N" SERVICE KITS

Specify the BASIC PART NO. followed by suffix -SK.
 EXAMPLE= M5207-5- SK

Indicates Buna "N" Service Kit
 BASIC PART NO.

HOW TO ORDER VITON SERVICE KITS

Specify the BASIC PART NO. followed by suffix -VSK.
 EXAMPLE= M5207-5- VSK

Indicates Buna "N" Service Kit
 BASIC PART NO.

