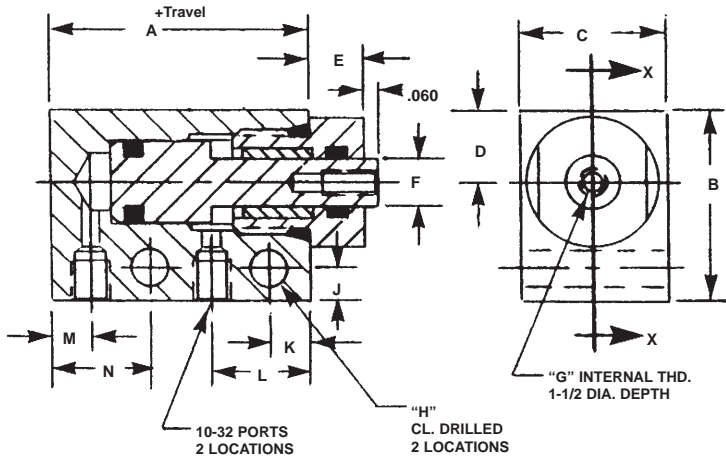


SHORT STROKE PNEUMATIC ACTUATORS - LO-PROFILE® SERIES A-R-DA-SE-SP-SM

Double Acting-Single Ended Pistons-Side Ported-Side Mounted



NOTES:

Dimensions are nominal in U.S. CUSTOMARY specifications. METRIC ACTUATORS are dimensionally equivalent except for conversion in mounting details, where threads, fasteners, clearance holes & counter-bores are to metric standards. See inside rear cover for a table of METRIC FAS-TENER CONVERSION. There is no added cost for this metric modification.

Wrench flats may not be necessary if actuators can be presurized in the retracted or extended position when tightening the rod connection.

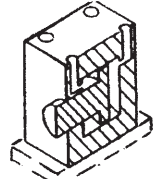
Inquiries regarding modifications to BASIC ACTUATORS are always welcome.

SPECIFICATIONS:

SERVICE, PLANT AIR
M.O.P., 150 PSI
TEMPERATURE, -40°F to +250°F

MATERIALS:

BODY & COVER, ALUMINUM ALLOY
PISTON, STAINLESS STEEL
BUSHING, OIL FILLED BRONZE
SEALS, BUNA "N" O RINGS

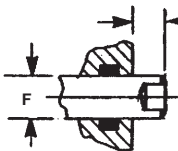


Pictorial

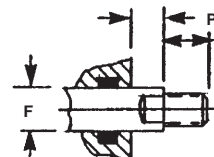
BASIC PART No.	A	B	C	D	E	F	G	H	J	K	L	M	N	P	PISTON DIA. (IN.)	EXT. AREA (SQ. IN)	RETR. AREA (SQ. IN)
S6240(-)	1.150	0.875	0.625	0.313	0.250	0.188	4-40	8-32	0.172	0.180	0.454	0.188	0.500	0.288	0.341	0.091	0.063
S6241(-)	1.250	1.000	0.750	0.375	0.300	0.250	8-32	8-32	0.172	0.200	0.500	0.188	0.520	0.314	0.459	0.165	0.116
S6242(-)	1.350	1.250	1.000	0.500	0.313	0.375	10-32	10-32	0.200	0.230	0.562	0.207	0.550	0.314	0.580	0.264	0.154
S6243(-)	1.500	1.500	1.250	0.625	0.313	0.500	1/4-28	10-32	0.200	0.280	0.656	0.210	0.580	0.367	0.701	0.386	0.190
S6244(-)	1.650	1.500	1.250	0.625	0.406	0.500	1/4-28	10-32	0.190	0.325	0.750	0.234	0.620	0.367	0.883	0.612	0.416

NOMINAL FORCE (lbs) = PRESSURE (psi) times AREA (sq. in.)

ROD END OPTIONS:



INTERNAL THREADS WITH WRENCH FLATS.
ADD SUFFIX -ITW TO THE BASIC PART NO.
ADD 5% TO THE BASE PRICE.



EXTERNAL THREADS WITH WRENCH FLATS.
ADD SUFFIX -ETW TO THE BASIC PART NO.
ADD 8% TO THE BASE PRICE.

MOUNTING OPTIONS:



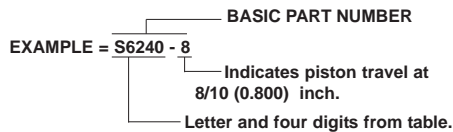
BODY IS THREADED INTERNALLY FOR MOUNTING WITH "H" FASTENERS FROM BELOW.
ADD SUFFIX -IT TO THE BASIC PART NO.
THERE IS NO ADDED COST.



CLEARANCE HOLES ARE COUNTER-BORED FOR "H" INT. SOCK. HEAD CAP. SCREWS.
ADD SUFFIX -CBB TO THE BASIC PART NUMBER.
THERE IS NO ADDED COST.

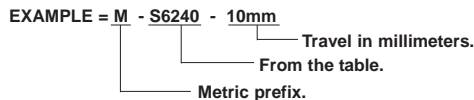
HOW TO ORDER BASIC ACTUATORS

A BASIC PART NUMBER consists of the letter "S" and four digits from the table followed by a dash number to indicate piston travel in increments of 1/10 (0.100) inch. Travel to -20 (2.000) is standard. Please consult the factory for longer travels.



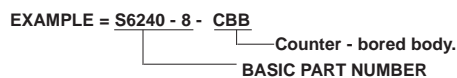
HOW TO ORDER METRIC VERSIONS

A BASIC PART NUMBER FOR METRIC CYLINDERS consists of the letter "S" and four digits from the table with a prefix "M" and a suffix to indicate piston travel in millimeters. Please see inside rear cover for piston travel conversion.



HOW TO ORDER ACTUATORS WITH OPTIONS.

Add options to a BASIC PART NUMBER as suffixes in any order.



HOW TO ORDER SERVICE KITS.

Specify the COMPLETE PART NUMBER followed by the suffix -SK

