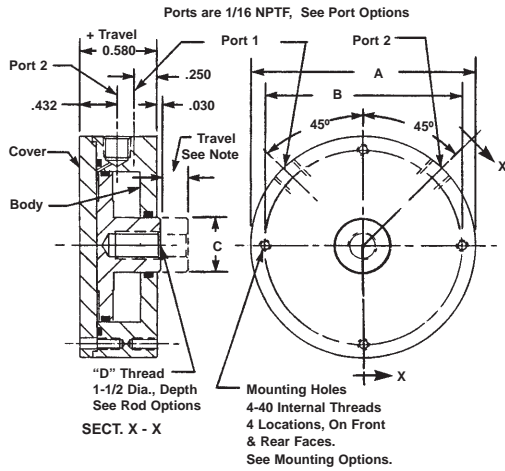


SHORT STROKE PNEUMATIC CYLINDERS - LO-Profile® SERIES A-SP-FM

Double Acting-Single Ended Pistons-Side Ported-Either Face Mounted



SPECIFICATIONS:
SERVICE, PLANT AIR
M.O.P., 300 PSI
TEMPERATURE, -40°F to +250°F

MATERIALS:
BODY & COVER, ALUMINUM ALLOY
PISTON, ALUMINUM ALLOY
SEALS, BUNA "N" O RINGS
FASTENERS, ALLOY STEEL

NOTES:
Dimensions are nominal in U.S. CUSTOMARY specifications.

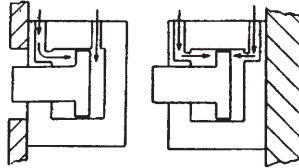
METRIC CYLINDERS are dimensionally equivalent with clearance holes, counterbores, threads & fasteners to metric specifications. See inside back cover for fastener conversion table. There is no added cost for METRIC CYLINDERS.

An air/oil mist unit is recommended for internal lubrication. Where such units are not practical, SERVICE KITS including seals & factory approved lube are available.

Cylinders may also be used in low pressure hydraulic and vacuum service.

Wrench flats may not be necessary if cylinders can be pressurized in the retracted or extended position while tightening the rod joint.

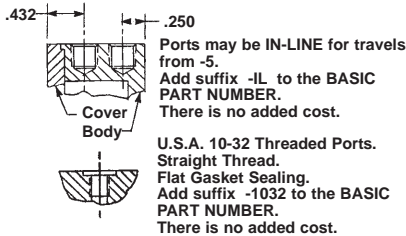
Inquiries regarding modifications to BASIC CYLINDERS are always welcome.



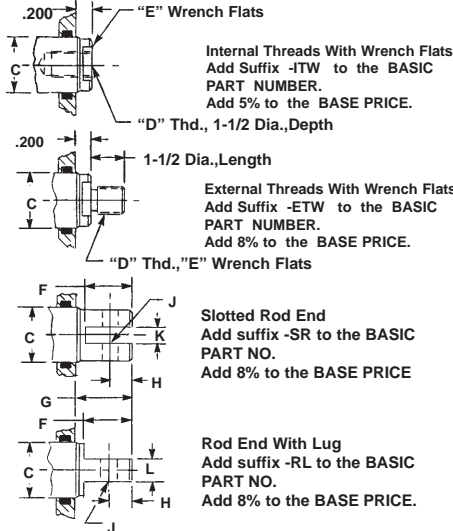
PICTORIAL

BASIC PART No.	O.D. A	BOLT CIRCLE B	ROD DIA. C	ROD THD. D	WR. FLATS E	DEPTH F	LENGTH G	OFF-SET H	REAM J	WIDTH K	WIDTH L	PISTON O.D. (IN.)	EXTEND PISTON AREA (SQ. IN.)	RETRACT PISTON AREA (SQ. IN.)
1011(-)	1.000	0.688	0.250	4-40	0.188	0.305	0.385	0.141	0.094	0.063	0.156	0.450	0.159	0.110
10115(-)	1.250	0.938	0.313	10-32	0.250	0.305	0.385	0.141	0.094	0.094	0.156	0.575	0.260	0.183
1012(-)	1.500	1.188	0.375	10-32	0.281	0.406	0.486	0.188	0.125	0.125	0.188	0.700	0.385	0.275
10125(-)	1.750	1.438	0.500	1/4-28	0.375	0.610	0.690	0.281	0.188	0.188	0.250	0.950	0.709	0.513
1013(-)	2.000	1.688	0.625	5/16-24	0.500	0.610	0.690	0.281	0.188	0.188	0.250	1.200	1.131	0.824
10135(-)	2.250	1.938	0.625	5/16-24	0.500	0.610	0.690	0.281	0.188	0.188	0.250	1.450	1.651	1.344
1014(-)	2.500	2.188	0.625	5/16-24	0.500	0.610	0.690	0.281	0.188	0.188	0.250	1.700	2.270	1.963

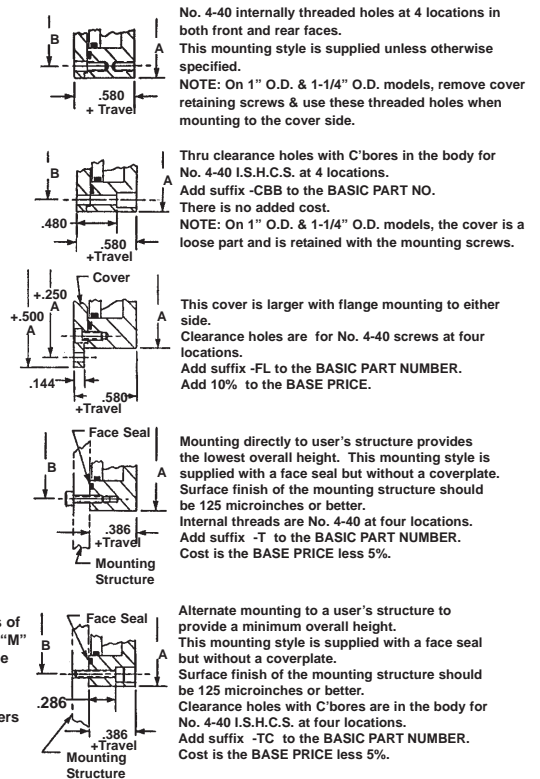
PORT OPTIONS



OPTIONAL ROD ENDS

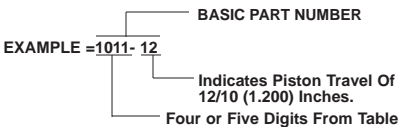


OPTIONAL MOUNTING STYLES

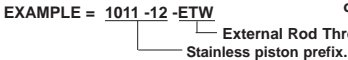


HOW TO ORDER BASIC CYLINDERS

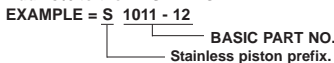
A BASIC PART NUMBER consists of a four or five digit number followed by a dash number to indicate piston travel in increments of 1/10 (0.100) inch.



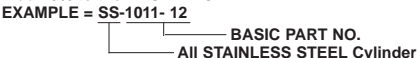
HOW TO ORDER CYLINDERS WITH OPTIONS
Add options to the BASIC PART NO. as suffises in any order.



HOW TO ORDER CYLINDERS WITH STAINLESS STEEL PISTONS
Add the letter -S as a prefix to the BASIC PART NO.
Add 25% to the BASE PRICE.

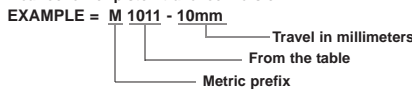


HOW TO ORDER ALL STAINLESS STEEL CYLINDERS
Add the letter -SS as a prefix to the BASIC PART NO.
Add 40% to the BASE PRICE.

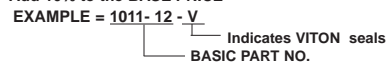


HOW TO ORDER METRIC CYLINDERS

A BASIC PART NO. FOR METRIC CYLINDERS consists of a four or five digit number from the table with a prefix "M" and a suffix to indicate travel in millimeters. See inside rear cover for piston travel conversion.



HOW TO ORDER CYLINDERS WITH VITON SEALS
Add suffix -V to the BASIC PART NO.
Add 10% to the BASE PRICE



HOW TO ORDER BUNA "N" SERVICE KITS
Specify the BASIC PART NO. followed by suffix -SK.



HOW TO ORDER VITON SERVICE KITS
Specify the BASIC PART NO. followed by the suffix -VSK

