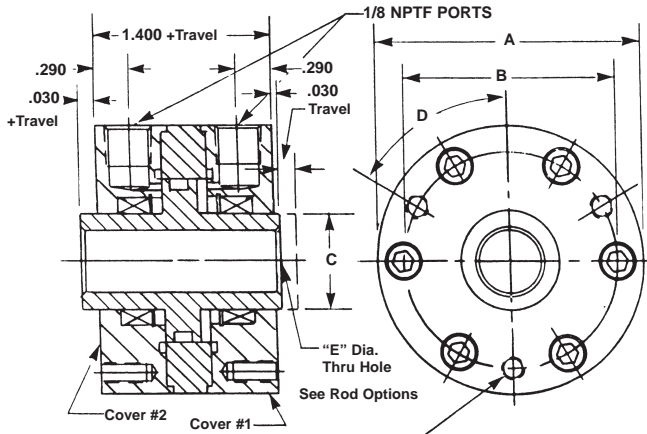


SHORT STROKE HYDRAULIC CYLINDERS, HI-ENERGY® SERIES 125-LS-SP-FM

Double Acting-Double Ended Pistons With Thru Hole-Side Ported-Either Face Mounted



BASIC PART NO.	O.D. A	BOLT CIRCLE B	ROD DIA. C	DEG D	HOLE E	THD. F	NO. G	PISTON DIA. (IN)	NET PISTON AREA (SQ. IN)
S3546(-) -LS	1.500	1.142	0.438	90	0.328	#8-32	2	0.738	0.277
S3547(-) -LS	1.625	1.260	0.500	90	0.328	#8-32	2	0.863	0.389
S3548(-) -LS	1.750	1.358	0.563	90	0.328	#10-32	2	0.925	0.423
S3549(-) -LS	1.875	1.457	0.625	90	0.391	#10-32	2	0.993	0.467
S3550(-) -LS	2.000	1.575	0.688	90	0.391	#10-32	2	1.118	0.610
S3551(-) -LS	2.125	1.713	0.750	90	0.516	#10-32	2	1.243	0.772
S3552(-) -LS	2.250	1.831	0.813	60	0.516	#10-32	3	1.368	0.951
S3553(-) -LS	2.375	1.949	0.875	60	0.516	#10-32	3	1.493	1.150
S3554(-) -LS	2.500	2.067	1.000	60	0.641	#10-32	3	1.600	1.226

Nom. Force (lbs) = Pressure (psi) times Area (sq. in)

NOTES:

Dimensions are nominal in U.S. Customary specifications. Covers may be oriented relative to each other to offset port locations in increments of 180 deg. on 1.500" thru 2.125" O.D. cylinders and in increments of 120 deg. on 2.250" thru 2.500" O.D. cylinders. Metric cylinders are dimensionally equivalent except for conversion in mounting details where threads, fasteners, clearance holes & counter-bores are to metric standards. See inside rear cover for a table of metric fastener conversion. There is no added cost for the metric modification.

Mounting Holes "F" Internal Threads "G" Locations On Front and Rear Faces. See Mounting Options.


SPECIFICATIONS:
 SERVICE: HYDRAULIC OIL
 M.O.P. 1500 PSI.
 TEMPERATURE: -40 TO + 200 DEG. F.
 MATERIALS:
 BODY & COVERS: BEARING BRONZE
 PISTON: STAINLESS STEEL
 FASTENERS: ALLOY STEEL
 PISTON SEAL: "O" RING
 ROD SEALS: LIP STYLE

OPTIONAL FITTINGS:



Fittings are supplied for 37 degree flared 1/8 O.D. metal tube or equivalent flexible hose. (Reference - S.A.E.- 2) Add suffix - 37 to the BASIC PART NUMBER. There is no added cost.

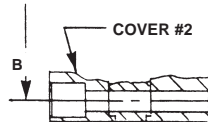
OPTIONAL MOUNTING STYLE:



Clearance holes for thru bolts of the size identified as "F" in the tabulated data. Add suffix - CL to the BASIC PART NO. There is no added cost.



Clearance holes with counter-bores on cover side # 1 for internal socket head cap screws of the size shown as "F" in the tabulated data. Add suffix -CB1 to the BASIC PART NO. There is no added cost.



Clearance holes with counter-bores on cover side # 2 for internal socket head cap screws of the size shown as "F" in the tabulated data. Add suffix - CB2 to the BASIC PART NO. There is no added cost.

OPTIONAL ROD ENDS:

THRU HOLE PISTONS ARE NORMALLY SUPPLIED WITHOUT WRENCH FLATS. PLEASE CONSULT THE FACTORY IF THIS OR OTHER MODIFICATION IS REQUIRED.

ORDERING INFORMATION:

HOW TO ORDER BASIC CYLINDERS:
 A BASIC PART NUMBER consists of the letter "S" and four digits followed by a dash number to indicate piston travel in increments of 1/10 (0.100) inch followed by the suffix - LS. Travel to - 40 (4.000) is standard.

EXAMPLE = S3546-8-LS
 S - BASIC PART NUMBER.
 3546 - Lip Seal Suffix
 8 - Indicates Piston Travel
 LS - Letter & four digits from the table.

HOW TO ORDER CYLINDERS WITH OPTIONS:
 Add options to the BASIC PART NUMBER as suffixes in any order.

EXAMPLE = S3546-8-LS-CB1
 S - BASIC PART NUMBER.
 3546 - C'bored cover option.

HOW TO ORDER ALL STAINLESS STEEL CYLINDERS:
 Add another letter "S" as a prefix to a BASIC PART NO. Add 20% to the BASE PRICE.

EXAMPLE = S-S3546-8-LS
 S - BASIC PART NUMBER
 All Stainless Steel Prefix

HOW TO ORDER METRIC CYLINDERS:
 A BASIC PART NUMBER FOR METRIC CYLINDERS consists of the letter "M" and a four digit number from the table with a prefix "M" followed by a dash number to indicate travel in millimeters and the suffix - LS. Please see inside rear cover for metric thread and travel conversions. There is no added cost.

EXAMPLE = M-S3546-20-LS
 M - Metric Prefix
 S3546 - Suffix
 20 - Travel in Millimeters
 From The Table
 LS -

HOW TO ORDER CYLINDERS WITH SEALS FOR TEMPERATURES TO 275 DEGREES.
 Add the letter "H" as a prefix to a BASIC PART NO. Add 10% to the BASE PRICE.
 EXAMPLE = H-S3546-8-LS

H - High Temperature Seals
 S3546-8-LS - BASIC PART NUMBER.

HOW TO ORDER SERVICE KITS:
 Specify the complete part number followed by the suffix "SK".

EXAMPLE = S3546-8-LS-SK
 S3546-8-LS - Complete part number
 SK - Indicates SERVICE KIT

