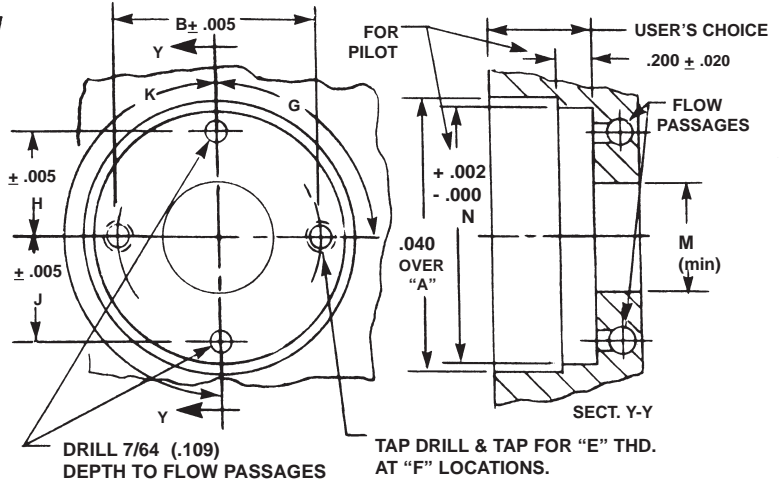
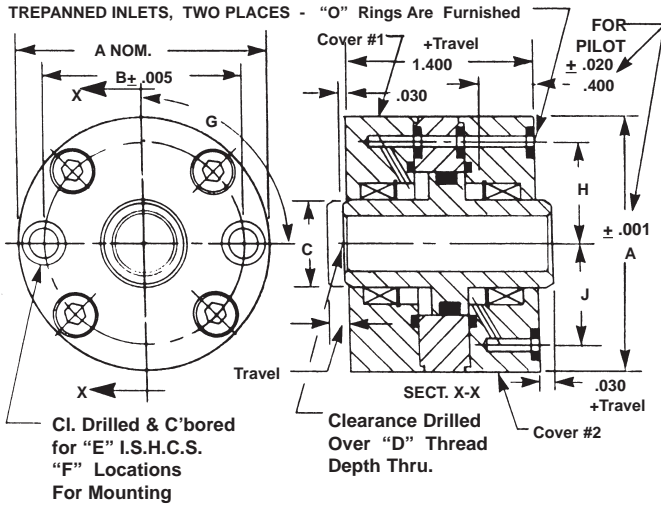


SHORT STROKE HYDRAULIC CYLINDERS - HI-ENERGY® SERIES 125-LS-ET-PM

Double Acting-Double Ended Thru Hole Pistons-End Trepan Ported-Pocket Mounted™

PRODUCT DETAILS:

SUGGESTED MOUNTING DETAILS:



BASIC PART NO.	O.D. A	BOLT CIRCLE B	ROD DIA. C	ROD THD. D	MTNG. SCREWS E	NO. F	DEG. G	OFF SET H	OFF SET J	DEG. K	CL. HOLE M	PISTON DIA. N	PISTON AREA (SQ.IN.)	NET
														PISTON AREA (SQ.IN.)
S6155(-)-LS	1.500	1.142	0.438	5/16-24	8-32	2	90	0.582	0.582	180	0.469	1.503	0.738	0.277
S6156(-)-LS	1.625	1.260	0.500	5/16-24	8-32	2	90	0.644	0.644	180	0.531	1.628	0.863	0.389
S6157(-)-LS	1.750	1.358	0.563	5/16-24	10-32	2	90	0.690	0.690	180	0.594	1.753	0.925	0.423
S6158(-)-LS	1.875	1.457	0.625	3/8-24	10-32	2	90	0.738	0.738	180	0.656	1.878	0.993	0.467
S6159(-)-LS	2.000	1.575	0.688	3/8-24	10-32	2	90	0.800	0.800	180	0.719	2.003	1.118	0.610
S6160(-)-LS	2.125	1.713	0.750	1/2-20	10-32	2	90	0.863	0.863	180	0.781	2.128	1.243	0.772
S6161(-)-LS	2.250	1.831	0.813	1/2-20	10-32	3	60	0.925	0.925	120	0.844	2.253	1.368	0.951
S6162(-)-LS	2.375	1.949	0.875	1/2-20	10-32	3	60	0.988	0.988	120	0.906	2.378	1.493	1.150
S6163(-)-LS	2.500	2.067	1.000	5/8-18	10-32	3	60	1.050	1.050	120	1.031	2.503	1.600	1.226

Nom. Force (lbs) = Pressure (psi) times Area (sq.in.)

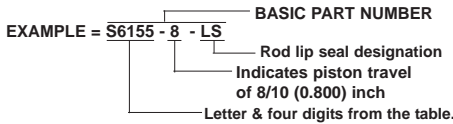
SPECIFICATIONS:

SERVICE, HYDRAULIC OIL
M.O.P. 1500 PSI
TEMPERATURE, -40 to +200 deg. F.
MATERIALS:
BODY & COVERS, BEARING BRONZE
PISTON, STAINLESS STEEL
FASTENERS, ALLOY STEEL I.S.H.C.S.
PISTON & COVER SEALS, "O" RINGS
ROD SEALS, LIP STYLE

ORDERING INFORMATION:

HOW TO ORDER BASIC CYLINDERS:

A BASIC PART NUMBER consists of the letter "S" and four digits followed by a dash number to indicate piston travel in increments of 1/10 (0.100) inch and ending with the suffix "-LS" Travel to -40 (4.000) is standard.



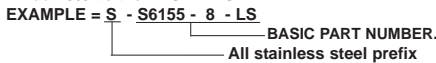
HOW TO ORDER CYLINDERS WITH OPTIONS:

Add options to the BASIC PART NUMBER as suffixes in any order.



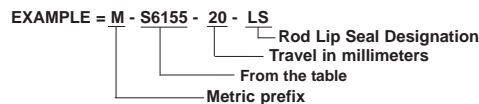
HOW TO ORDER ALL STAINLESS STEEL CYLINDERS:

Add another letter "S" as a prefix to a BASIC PART NO. Add 20% to the BASE PRICE



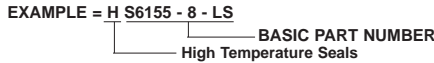
HOW TO ORDER METRIC CYLINDERS:

A BASIC PART NUMBER FOR METRIC CYLINDERS consists of the letter "M" and a four digit number from the table with a prefix "M" and a suffix to indicate travel in millimeters plus the suffix -LS. Please see inside rear cover for thread and travel conversion. There is no added cost.



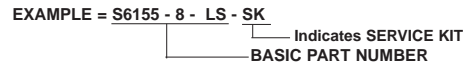
HOW TO ORDER CYLINDERS WITH SEALS FOR TEMPERATURES TO 275 deg. F.

Add the letter "H" as a prefix to a BASIC PART NO. Add 10% to the BASE PRICE.



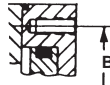
HOW TO ORDER SERVICE KITS:

Specify the complete part number followed by the suffix "SK".



OPTIONAL MOUNTING STYLE:

"E" internally threaded holes at "F" locations in the rear mounting face. Add suffix -R to the BASIC PART NO. There is no added cost. Intended as an option where attachment from the rear is preferred.



NOTES:

Dimensions are nominal in U.S. Customary specifications. Metric cylinders are dimensionally equivalent except for conversion in mounting details where threads, fasteners, clearance holes & counter-bores are to metric standards. See inside rear cover for a table of metric fastener conversion. There is no added cost for this metric modification. Wrench flats may not be necessary if cylinders can be pressurized in the retracted or extended position when tightening the rod connect.