

THREE FINGER B·A·S·E® GRIPPERS - SER. 2

BASIC THREE FINGER UNITS - WITHOUT FINGERS

PART No.	A	B	C	D	E	F	G	H	J	K	L	M	N	P	Q	R
73450	1.500	0.375	0.125	1.250	0.313	1.000	0.375	0.326	0.060	1.308	1.120	0.359	0.375	0.110	2	AL-1
73452	1.500	0.380	0.125	1.250	0.344	1.000	0.480	0.406	0.060	1.308	1.120	0.563	0.500	0.275	4	AL-2
73454	2.000	0.570	0.188	1.750	0.562	1.500	0.875	0.652	0.060	1.401	1.182	0.563	0.875	0.824	6	AL-3
73456	2.500	0.570	0.188	2.250	0.813	2.000	1.375	0.744	0.092	1.463	1.213	0.563	1.375	1.963	9	AL-4

"P" = Net Piston Area In Square Inches.
 "Q" = Weight Of Unit In Ounces.
 "R" = Mounting Flange Identification. See Gripper Tech Data Sheet No. 9265

THREE FINGER UNITS WITH BLANK FINGERS

PART No.	A	B	C	D	E	F	G	H	J	K	L
2612	1.500	1.120	0.875	0.540	0.438	0.563	0.125	2	4	27	AL-1
2613	1.500	1.120	0.938	0.790	0.469	0.813	0.125	4	5	26	AL-2
2614	2.000	1.182	1.438	0.870	0.719	1.250	0.188	6	16	17	AL-3
2615	2.500	1.213	2.000	0.680	1.000	1.750	0.188	9	43	10	AL-4

"H" = Gripper Weight In Ounces.
 "J" = Pinch Force In Pounds At 8/10 "F" With Inlet Pressure Of 80 PSI.
 "K" = Finger Rotation In Degrees.
 "L" = Mounting Flange Identification. See Gripper Tech. Data Sheet No. 9265

THREE FINGER UNITS WITH INTERNAL GRIPPING FINGERS

PART No.	A	B	C	D	E	F	G	H	J	K
2616	1.500	1.120	0.680	0.200	0.600	0.125	2	4	27	AL-1
2617	1.500	1.120	0.760	0.200	0.680	0.125	4	5	26	AL-2
2618	2.000	1.182	0.965	0.280	1.090	0.188	6	16	17	AL-3
2619	2.500	1.213	1.100	0.440	1.940	0.188	9	43	10	AL-4

"G" = Gripper Weight In Ounces.
 "H" = Pinch Force In Pounds At Contact Points With Inlet Pressure Of 80 PSI.
 "J" = Finger Rotation In Degrees.
 "K" = Mounting Flange Identification. See Gripper Tech. Data Sheet No. 9265

THREE FINGER UNITS WITH EXTERNAL GRIPPING FINGERS

PART No.	A	B	C	D	E	F	G	H	J
2620	1.500	1.120	0.316	0.550	0.125	2	4	27	AL-1
2621	1.500	1.120	0.540	0.800	0.125	4	5	26	AL-2
2622	2.000	1.182	0.650	1.290	0.188	6	16	17	AL-3
2623	2.500	1.213	0.632	1.920	0.188	9	43	10	AL-4

"F" = Gripper Weight In Ounces.
 "G" = Pinch Force In Pounds At Contact Points With Inlet Pressure Of 80 PSI.
 "H" = Finger Rotation In Degrees.
 "J" = Mounting Flange Identification. See Gripper Tech. Data Sheet No. 9265

GENERAL NOTES:

Three finger grippers duplicate the motions of the thumb, index finger and a third finger for grasping bodies of revolution and objects of spherical or cylindrical shape. Three fingers close simultaneously and provide self-centering about a body of revolution. Depth is controlled by steps on the fingers or a shoulder/recess on the work piece.

Dimensions are nominal in U.S. Customary units.

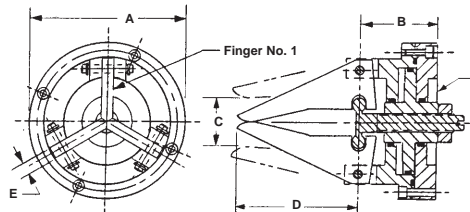
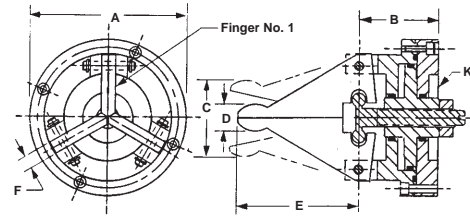
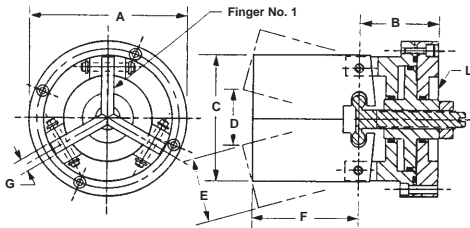
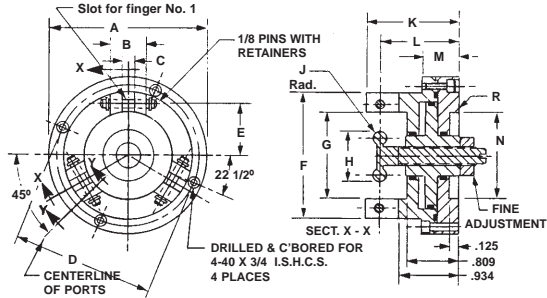
Metric Versions are dimensionally equivalent with clearance holes, counterbores, threads and fasteners to metric standards. See inside back cover for U.S.A. to Metric Thread conversion.

An air/oil mist unit is recommended for internal lubrication. Where such units are not practical, service kits including seals and factory approved lube are available. Please see "HOW TO ORDER SERVICE KITS".

Grippers may be used in low pressure hydraulic service and in vacuum ambients.

Fingers may be fabricated from any machinable material with physical properties of 20,000 psi or higher.

Please refer to the view & tabulated data on BASIC UNITS WITHOUT FINGERS for dimensions not shown. See TECH DATA SHEET 9265 for added information on grippers and request copies of TL112 & TL113 for general information on non-servo, pneumatic robots and pneumatic grippers.



SPECIFICATIONS,

SERVICE: PLANT AIR
 M.O.P., 150 PSI (10 BAR)
 M.O.T., +250° F. (120° C.)
MATERIALS:
 PISTON, STEM & PINS, STAINLESS STEEL
 HOUSING & FINGERS, ALUMINUM ALLOY
 SEALS, BUNA "N" O RINGS
 FASTENERS, ALLOY STEEL I.S.H.C.S.
 SEE BELOW ON HOW TO ORDER OPTIONAL MATERIALS.

HOW TO ORDER ALL STAINLESS STEEL GRIPPERS
 Add the letters "SS" as a prefix to the BASIC PART NO.
 Add 50% to the BASE PRICE.

EXAMPLE = SS-2612
 _____ BASIC PART NO.
 All stainless steel prefix.

HOW TO ORDER METRIC GRIPPERS
 Add the letter "M" as a prefix to the BASIC PART NO.
 There is no added cost.

EXAMPLE = M-2612
 _____ BASIC PART NO.
 Metric Prefix

HOW TO ORDER GRIPPERS WITH STAINLESS FINGERS
 Add the letter "S" as a suffix to the BASIC PART NO.
 Add 33% to the BASE PRICE.

EXAMPLE = 2612-S
 _____ BASIC PART NO.
 Stainless steel fingers

HOW TO ORDER SPARE TOOL STEEL FINGERS
 Add the suffix "-SFTS" to the BASIC PART NO.
 Price is 33% of the BASE PRICE.

EXAMPLE = 2612-TS
 _____ BASIC PART NO.
 Tool steel finger

HOW TO ORDER SPARE ALUMINUM FINGERS
 Add the suffix "SFA" to the BASIC PART NO.
 Price is 25% of the BASE PRICE.

EXAMPLE = 2612-SFA
 _____ BASIC PART NUMBER
 Aluminum alloy finger set

HOW TO ORDER SPARE STAINLESS FINGERS
 Add the suffix "SFS" to the BASIC PART NO.
 Price is 33% of the BASE PRICE.

EXAMPLE = 2612-SFS
 _____ BASIC PART NUMBER
 Stainless steel finger set

HOW TO ORDER GRIPPERS WITH TOOL STEEL FINGERS
 Add the letters "SFTS" to the BASIC PART NO.
 Add 33% to the BASE PRICE.

EXAMPLE = 2612-SFTS
 _____ BASIC PART NUMBER
 Tool steel fingers set

HOW TO ORDER GRIPPERS WITH VITON SEALS
 Add the suffix "V" to the BASIC PART NO.
 Add 10% to the BASE PRICE.

EXAMPLE = 2612-V
 _____ BASIC PART NUMBER
 Indicates VITON seals

HOW TO ORDER BUNA "N" SERVICE KITS
 Add the suffix "SK" to the BASIC PART NO.

EXAMPLE = 2612-SK
 _____ BASIC PART NO.
 Buna "N" Service Kit

HOW TO ORDER VITON SERVICE KITS
 Add the suffix "VSK" to the BASIC PART NO.

EXAMPLE = 2612-VSK
 _____ BASIC PART NUMBER
 VITON Service kit.

